



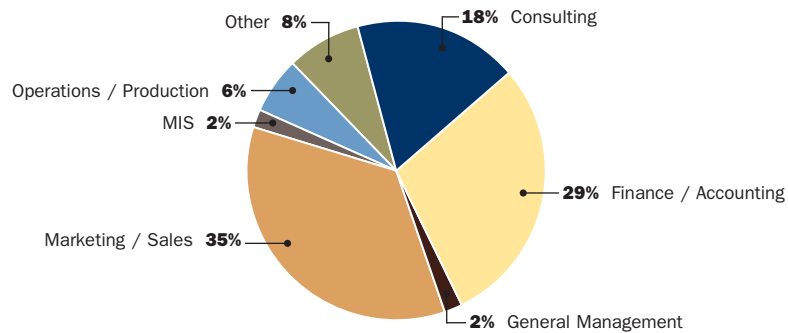
2008 Employment Report

Full-Time Employment Statistics | Class of 2008

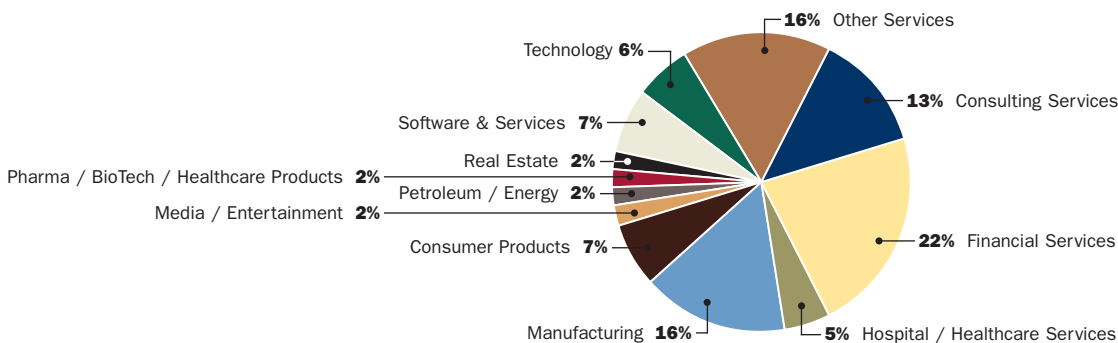
BASE SALARY	MEAN	MEDIAN	HIGH	LOW
U.S. Citizens / Permanent Residents	\$82,737	\$83,000	\$120,000	\$50,000
Foreign Nationals	\$77,583	\$85,000	\$95,000	\$31,000
Total Reporting	\$81,500	\$85,000	\$120,000	\$31,000

SIGNING BONUS	MEAN	MEDIAN	HIGH	LOW	% RECEIVING BONUS
U.S. Citizens / Permanent Residents	\$8,372	\$7,500	\$20,000	\$1,000	47%
Foreign Nationals	\$8,571	\$10,000	\$15,000	\$2,500	58%
Total Reporting	\$8,428	\$7,500	\$20,000	\$1,000	50%

EMPLOYMENT BY FUNCTION	MEAN	MEDIAN	HIGH	LOW	% OF CLASS
Consulting	\$86,333	\$85,000	\$105,000	\$62,000	18%
Finance / Accounting	\$72,583	\$76,000	\$95,000	\$31,000	29%
General Management	—	—	—	—	2%
Marketing / Sales	\$78,529	\$80,000	\$120,000	\$50,000	35%
MIS	—	—	—	—	2%
Operations / Production	\$84,000	\$86,000	\$96,000	\$70,000	6%
Other	\$93,000	\$95,000	\$100,000	\$85,000	8%



EMPLOYMENT BY INDUSTRY	MEAN	MEDIAN	HIGH	LOW	% OF CLASS
Consulting Services	\$90,000	\$95,000	\$105,000	\$65,000	13%
Financial Services	\$76,400	\$84,500	\$95,000	\$31,000	22%
Hospital / Healthcare Services	\$72,333	\$75,000	\$80,000	\$62,000	5%
Manufacturing	\$81,750	\$85,000	\$95,000	\$60,000	16%
Consumer Products	\$80,000	\$67,500	\$120,000	\$65,000	7%
Media / Entertainment	—	—	—	—	2%
Petroleum / Energy	—	—	—	—	2%
Pharma / BioTech / Healthcare Products	—	—	—	—	2%
Real Estate	—	—	—	—	2%
Software & Services	\$90,333	\$90,000	\$95,000	\$86,000	7%
Technology	\$80,666	\$70,000	\$120,000	\$52,000	6%
Other Services	\$78,231	\$77,000	\$100,000	\$50,000	16%



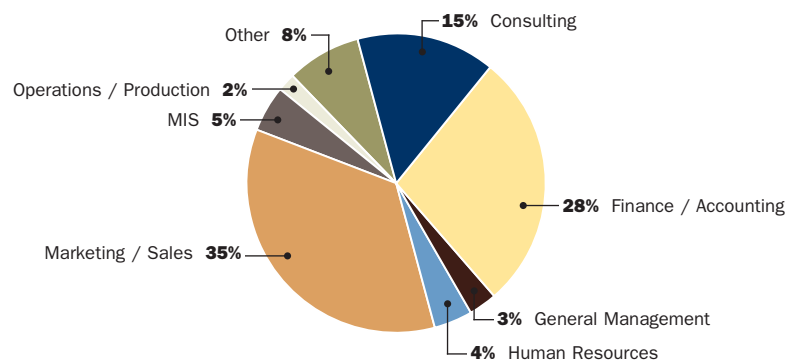
Internship Employment Statistics | Class of 2009

BASE SALARY

	MEAN	MEDIAN	HIGH	LOW
U.S. Citizens / Permanent Residents	\$4,597	\$4,036	\$8,800	\$1,280
Foreign Nationals	\$3,949	\$4,000	\$8,800	\$1,500
Total	\$4,449	\$4,000	\$8,800	\$1,280

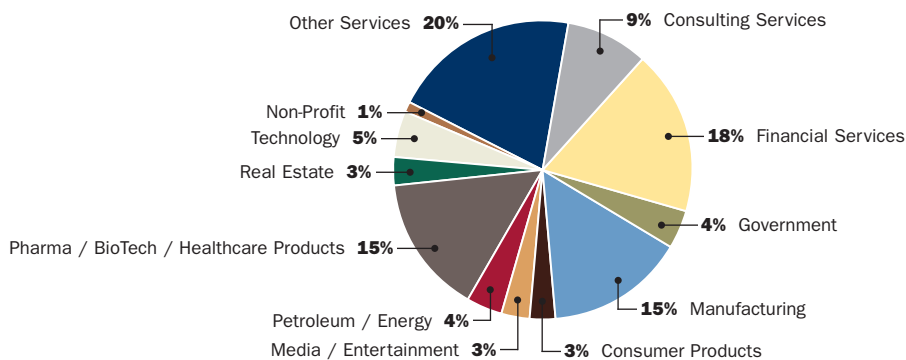
INTERNSHIPS BY FUNCTION

	MEAN	MEDIAN	HIGH	LOW	% OF CLASS
Consulting	\$6,760	\$7,100	\$8,800	\$1,280	15%
Finance / Accounting	\$3,962	\$4,000	\$6,000	\$1,500	28%
General Management	—	—	—	—	3%
Human Resources	—	—	—	—	4%
Marketing / Sales	\$3,954	\$3,840	\$5,800	\$1,600	35%
MIS	\$4,450	\$4,400	\$5,800	\$3,200	5%
Operations / Production	—	—	—	—	2%
Other	\$3,675	\$3,350	\$5,500	\$2,500	8%



INTERNSHIPS BY INDUSTRY

	MEAN	MEDIAN	HIGH	LOW	% OF CLASS
Consulting Services	\$6,383	\$7,050	\$8,800	\$1,600	9%
Financial Services	\$4,128	\$4,300	\$5,600	\$2,000	18%
Government	\$2,482	\$2,500	\$3,666	\$1,280	4%
Manufacturing	\$3,914	\$4,000	\$5,800	\$2,240	15%
Consumer Products	—	—	—	—	3%
Media / Entertainment	—	—	—	—	3%
Petroleum / Energy	\$3,006	—	\$3,840	\$1,500	4%
Pharma / Biotech / Healthcare Products	\$4,310	—	\$5,800	\$3,200	15%
Real Estate	—	—	—	—	3%
Technology	\$4,560	\$4,600	\$6,000	\$3,200	5%
Non-Profit	—	—	—	—	1%
Other Services	\$4,803	\$4,800	\$8,666	\$3,000	20%



Merage MBA Employers | 2008

TOP EMPLOYERS OF MERAGE MBAS	FULL-TIME	INTERN	TOTAL
Advanced Medical Optics	—	2	2
AT&T	—	3	3
Beckman Coulter	1	4	5
Countrywide/Bank of America	3	1	4
Deloitte Consulting	5	3	8
Experian	4	—	4
Johnson & Johnson	1	3	4
Mattel	—	2	2
Merrill Lynch	—	2	2
Mervyn's	2	1	3
Niagara Waters	2	—	2
PricewaterhouseCoopers	1	1	2
Sony Electronics	—	2	2
Southern California Edison	2	5	7
Wells Fargo	1	2	3

EMPLOYERS OF MERAGE MBAS IN 2008

10% Solution	Evidant Corporation	OnCURE Medical
AMO	Experian	Orange County Business Journal
AEG	Falls River Group LLC	Pacific Life
Affinity Circles	Farmers Insurance	Pacific World Corp.
Allied Modular Buildings	General Petroleum	Penhall
Amgen	Hewlett Packard	PricewaterhouseCoopers
Arch Bay Capital	HireRight, Inc.	Qualcomm
Ariba	Hoag Hospital	Red Hill Consulting
AT&T	HSBC	Research Affiliates
Bank of America	IBM	Revlon
The Bascom Group	Johnson & Johnson	Samsung
Beacon Pointe Advisory	JOICO	Silverpoint Investments
Beckman Coulter	Kaiser Permanente	Sony Electronics
Blue Cross/Blue Shield	KIA Motors USA	Southern California Edison
Boeing	KRK Labs, Inc.	Stradling Consulting
Broadcom	L-3 Communications	Sunshine Development
California Stem Cell	LeapFrogRX	Taco Bell
Cheil Worldwide	Leverage, Inc.	Taiwan Mobile Co., Ltd
Cisco Systems	Live365	Thales
CitiBank International	LnX Research	TL Fabrications
City of Huntington Beach	Marriott International	Toshiba Medical
ClearSky Corp	Mattel	UC Irvine Department of Athletics
Cognizant	Merck	Union Bank
Countrywide	Merrill Lynch	US Airways
CRC Healthcare	Mervyn's	UTi Worldwide
Deloitte & Touche	Mindspeed Technologies	Ventana Medical
Deloitte Consulting	Monarch Bay Assoc.	Walt Disney Company
Demographic Consulting	MTV Networks	Wells Fargo
Discovery Communications	National Rehabilitation Hospital	WiseWindows
Education Pioneers	Niagara Waters	Yamaha Corp
Edwards Lifesciences	nLight Photonics	
Esurance	Nobel Biocare	